

AGEING
WELL

Kia eke kairangi ki te
talkaumatanga

Older Tenants, Advocacy and Research-based Tools

Presentation to Council of Christian Social Services and the Tenants
Advocacy Network

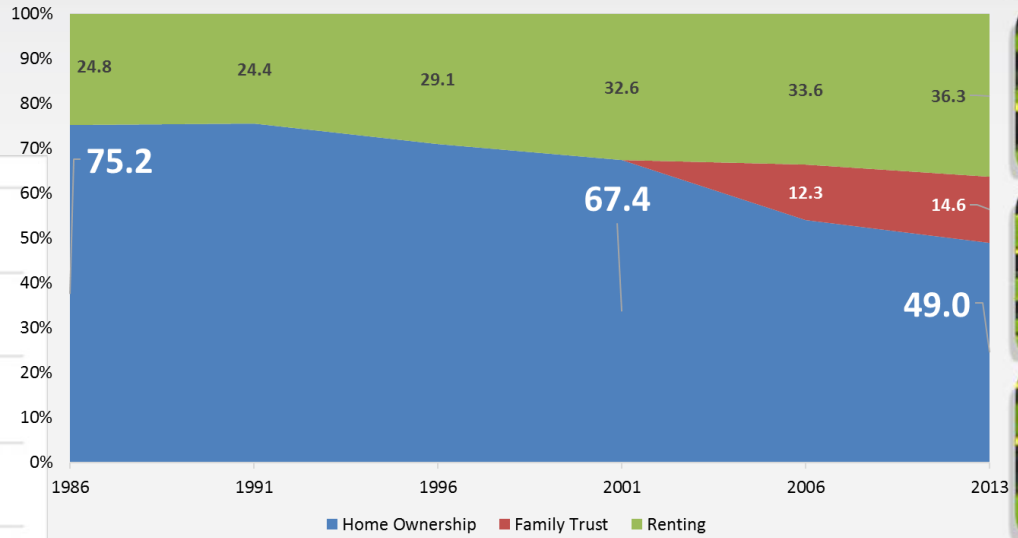
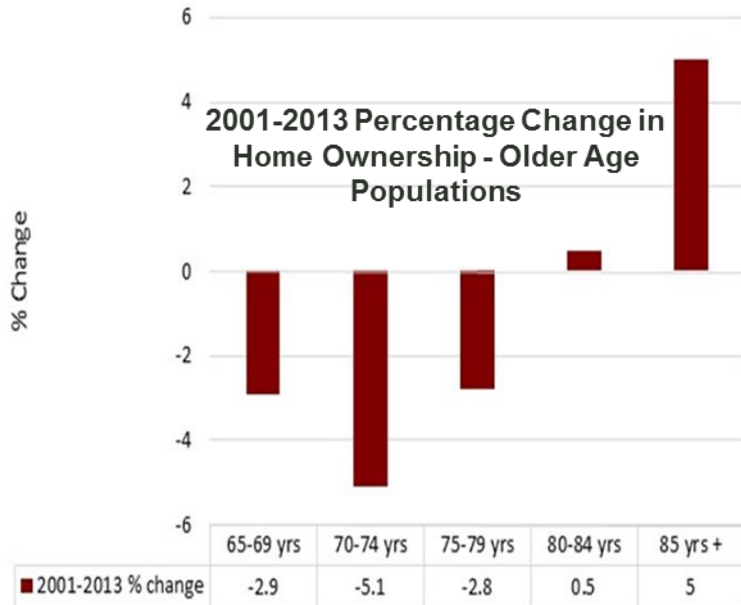
Bev James (PP&R) and Kay Saville-Smith (CRESA)
13 December 2017

AGEING
WELL

Kia eke kairangi ki te
talkaumatanga

New Zealand is experiencing a tenure revolution

Total New Zealand (-34.8%)

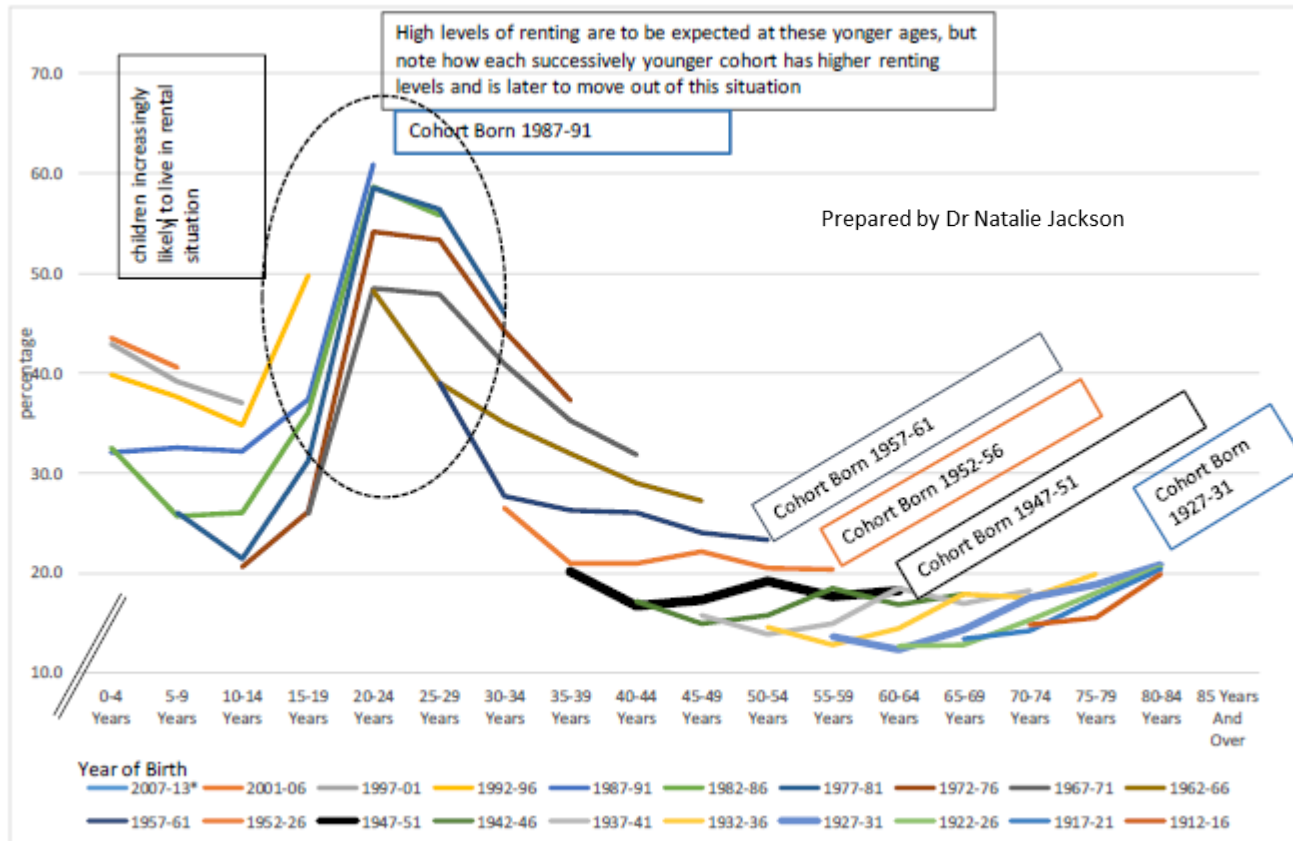


Prepared by Dr Natalie Jackson

Prepared by Dr Kay Saville-Smith

AGEING
WELL

Kia eke kairangi ki te
talkaumatanga



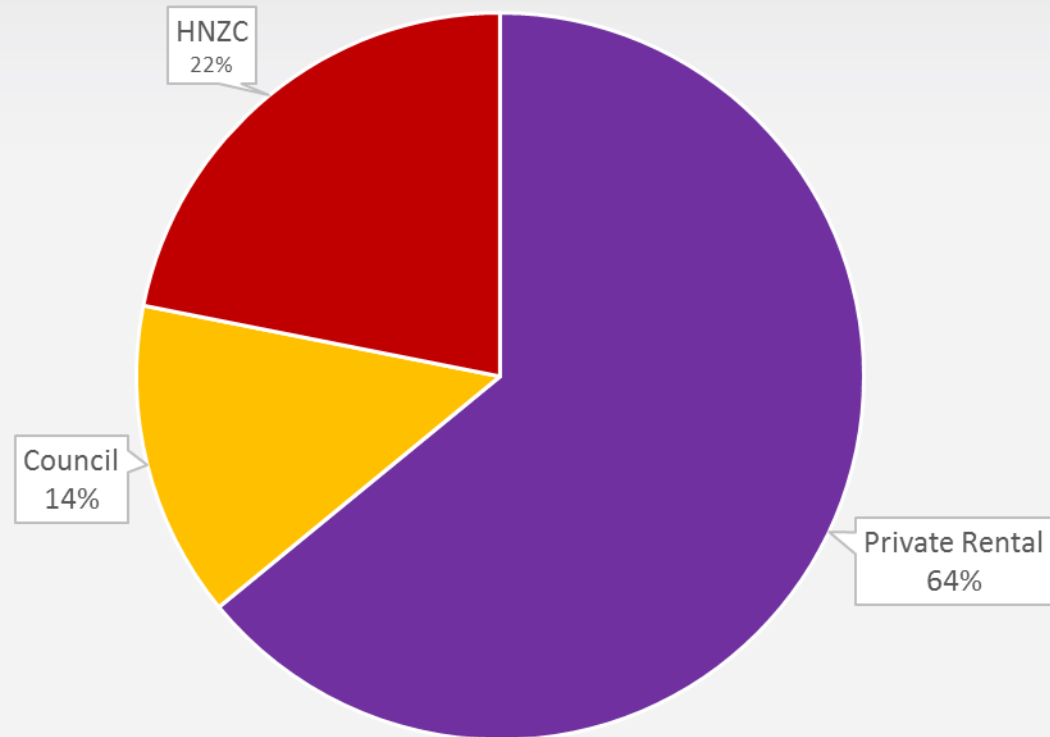
*From 2006 (inclusive), those living in a Family Trust home have been added to those living in a home they own. ** advance each final observation/age group by 5 years

AGEING
WELL

Kia eke kairangi ki te
talkaumatanga

Landlords and Older Renters 2013 Census

The Private Rental Market
is the Major Provider of
Rental Accommodation to
Older People

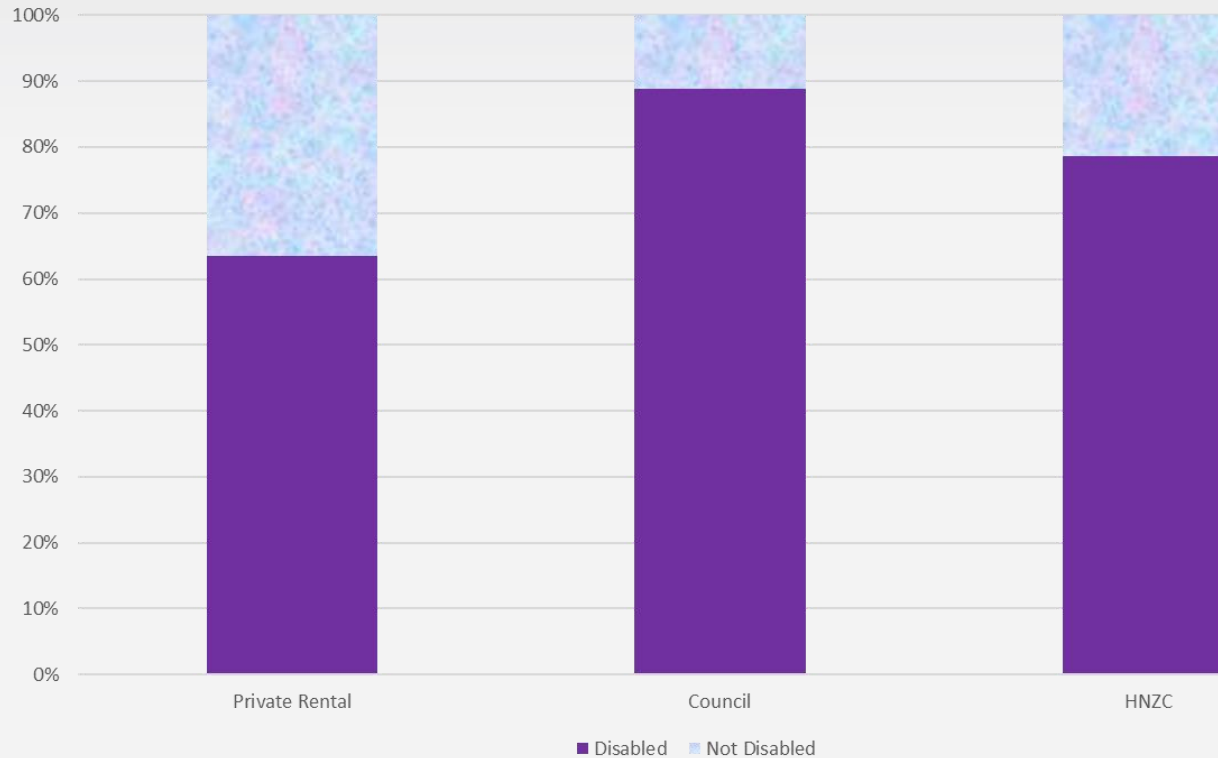


AGEING
WELL

Kia eke kairangi ki te
talkaumatanga

Older
tenants
report poor
health

Older Tenants by Disability Status 2013 Census and Health Survey



AGEING
WELL

Kia eke kairangi ki te
talkaumatanga

- Home owners aged 55+ averaged 3.9 **GP visits** in the past year compared with 4.7 for private renters and 5.7 for public renters
- Although public renters visited their GP most often on average, they were also most likely to report they had **not visited their GP because of cost** (25%) or **not collected a prescription item because of cost** (20%)
- Home owners aged 55+ averaged 1.4 **ED visits** in the past year compared with 1.8 for private renters and 2.2 for public renters

**TABLE 1: PHYSICAL AND MENTAL HEALTH BY TENURE FOR PEOPLE AGED 55+
(REPORT HAVING BEEN TOLD BY A DOCTOR THEY HAVE THE CONDITION)**

	HOUSING TENURE						P-VALUE: PRIVATE AND PUBLIC RENTERS	P-VALUE: PRIVATE RENTERS AND HO/FTS
	Public renters		Private renters		Homeowners/family trust (HO/FT)			
	%	95% CI	%	95% CI	%	95% CI		
Had a heart attack	16.1	(13.6, 19.0)	9.4	(8.0, 11.0)	7.5	(7.0, 8.1)	0.0000	0.0187
Angina	14.7	(12.2, 17.5)	10.3	(8.8, 12.0)	7.4	(6.9, 8.0)	0.0052	0.0013
Heart failure	9.2	(7.5, 11.2)	5.5	(4.5, 6.8)	4.3	(3.9, 4.8)	0.0008	0.0545
Any other heart disease	20.8	(17.6, 24.4)	15.0	(12.8, 17.6)	14.3	(13.5, 15.2)	0.0094	0.5730
Stroke	10.3	(8.2, 12.9)	5.6	(4.3, 7.3)	3.5	(3.1, 3.9)	0.0017	0.0063
Diabetes	27.1	(23.5, 30.9)	14.5	(12.2, 17.1)	11.4	(10.7, 12.1)	0.0000	0.0170
Asthma	28.4	(25.2, 31.9)	18.1	(16.0, 20.4)	14.5	(13.6, 15.4)	0.0000	0.0023
Arthritis	43.4	(39.7, 47.2)	37.5	(34.9, 40.1)	36.8	(35.7, 37.9)	0.0131	0.6619
Chronic pain	41.0	(37.1, 45.0)	33.2	(30.5, 36.2)	29.1	(28.0, 30.2)	0.0016	0.0060
Depression	24.4	(21.1, 28.0)	19.9	(17.9, 21.9)	14.4	(13.6, 15.3)	0.0234	0.0000
Anxiety disorder	14.2	(11.7, 17.2)	10.1	(8.6, 11.8)	7.1	(6.5, 7.8)	0.0094	0.0007



Issues for Older Tenants

Can be the same as for any other tenant but also specific to older tenants

AGEING
WELL

Kia eke kairangi ki te
talkaumatanga

- Many are not used to being tenants – they don't know the ropes
- Online applications - Not easy for older people
- Rentals are almost always unaffordable
 - Pressure to move
 - Use of TAPs rather than AS
- Rentals are often insecure
 - Use of 42 day notices
 - Low elasticity
 - Older people are liked by landlords but needs poorly understood
- Tenancy can be de-stabilised by need for:
 - Repairs and maintenance
 - Home modifications
 - Hoarding
 - Financial abuse and scams
 - Changes in capacity – neither landlords nor tenants are always aware of financial assistance for gardening etc.

AGEING
WELL

Kia eke kairangi ki te
talkaumatanga

- Older Tenant decision-support tool
 - Refine and adapt “My Home My Choices”
 - Tenancy information and rights
 - Where to access support, services and information
- Landlord tool – dwelling checklist
 - Adapt the Goodhomes repairs and maintenance tool
 - Key things the dwelling needs to have to keep older tenants safe and comfortable
- Landlord tool – tenancy support
 - What they need to know about older tenants
 - Indicators that something is wrong
 - Where to go for information about older people's services and needs
 - Best practice